

"The Real Person Poll" 2008 Canadian Election Survey Results



Response Summary

Total Started Survey: 284
Total Completed Survey: 278 (97.9%)

Page: Please answer the following questions

1. How are you planning to vote in the 2008 federal election?

	Response Percent	Response Count
Bloc Québécois	1.1%	3
Conservative Party	30.5%	86
NDP Party	21.6%	61
Liberal Party	25.2%	71
Green Party	16.7%	47
Other	5.0%	14
<i>answered question</i>		282
<i>skipped question</i>		2

2. Is your vote in support of the party you plan to vote for, or against another party?



	Response Percent	Response Count
Yes, my vote is in support of a party	84.4%	238
No, I am voting against another party coming into power	15.6%	44
<i>answered question</i>		282
<i>skipped question</i>		2

Page: Which party are you voting against?



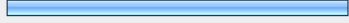



1. Since your vote is against another party, which party are you voting against?

	Response Percent	Response Count
Bloc Québécois	2.3%	3
Conservative Party	50.4%	66
NDP Party	3.1%	4
Liberal Party	22.9%	30
Green Party	0.0%	0
Other	1.5%	2
n/a	19.8%	26
<i>answered question</i>		131
<i>skipped question</i>		153







1. Are you satisfied with the current choice of party leaders?

		Response Percent	Response Count
I am satisfied with the current choice of party leaders.		53.8%	150
I am not satisfied with the current party leaders		46.2%	129
<i>answered question</i>			279
<i>skipped question</i>			5

1. Since you are not satisfied, which party leaders do you feel are inadequate (select all applicable)?

		Response Percent	Response Count
Bloc Québécois		33.5%	71
Conservative Party		57.5%	122
NDP Party		34.9%	74
Liberal Party		76.4%	162
Green Party		25.9%	55
Other		10.4%	22
<i>answered question</i>			212
<i>skipped question</i>			72

1. Which party do you hope will become the official opposition party?

		Response Percent	Response Count
Bloc Québécois		2.5%	7
Conservative Party		16.1%	45
NDP Party		41.6%	116
Liberal Party		21.9%	61
Green Party		11.5%	32
Other		6.5%	18
<i>answered question</i>			279
<i>skipped question</i>			5